

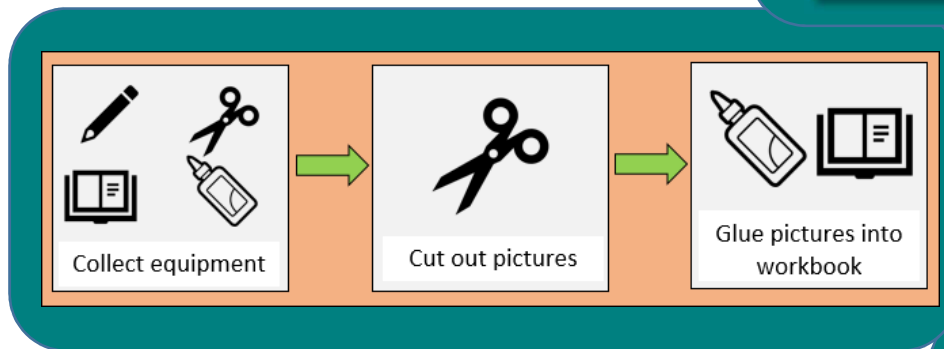

Autism Hub

making a difference

Visual schedules

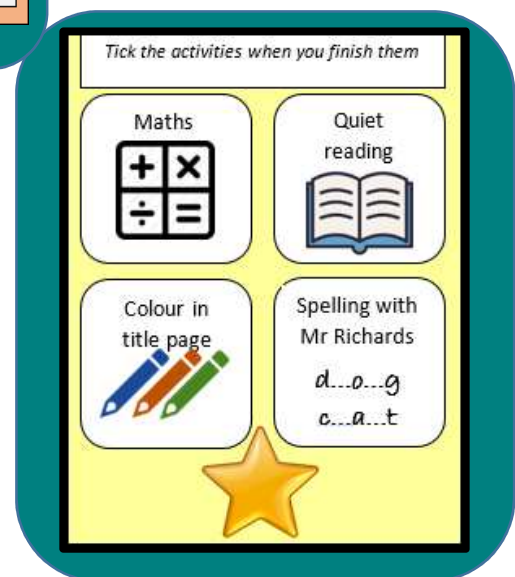
Visual schedules can be created to represent any period of time. Visual schedules can be made easily by simply drawing on a piece of paper or writing on a whiteboard. Visual schedules can include:

First – next reminders




Activity steps, showing steps involved in completing an activity

Activities schedule, showing activities to be completed in a session and may have a picture of what the student is working towards.



Daily schedules, showing the main activities across a day. These can include more detail if needed or can simply highlight the important events in a day.



For further information: <https://ahrc.eq.edu.au/services/fba-tool/help/visual-supports>

